

**Dr. Raj Chetty**

William A. Ackman Professor of Economics at Harvard University and the Director of Opportunity Insights

DATA SUMMARY

UPWARD MOBILITY IN UTAH

Distinguished economist, MacArthur Genius Fellow, and member of the National Academy of the Sciences Dr. Raj Chetty leads a non-partisan research team that conducts big data analysis on the determinants of opportunity and intergenerational success. This data summary, prepared by the Kem C. Gardner Policy Institute, provides background for Dr. Chetty's Societal Impact Seminar held at the University of Utah.

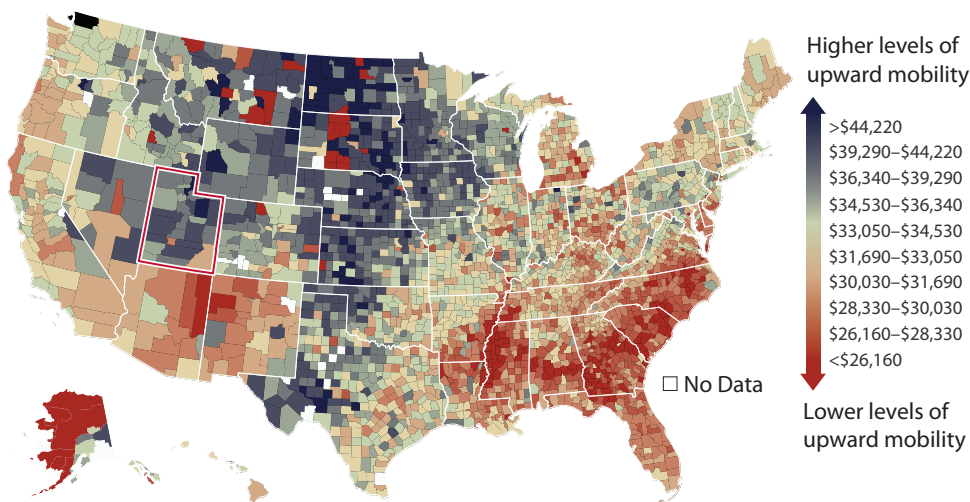
Utah leads many other states in upward mobility.

U.S. Upward Mobility by County

Average income for children born from 1978 to 1992 for parents earning in the 25th income percentile

Note: Average income for children born from 1978 to 1992 to parents earning in the 25th income percentile (~\$33,000 in 2023 dollars).

Source: Opportunity Insights (Chetty, Hendren, Jones, Porter)

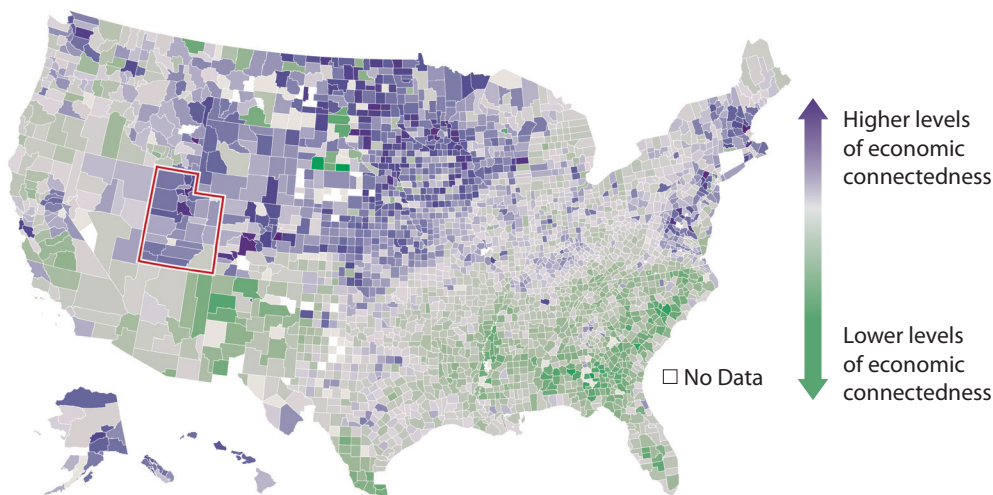


Utah exhibits high levels of economic connection between socioeconomic groups.

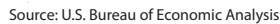
Economic Connectedness by State, 2022

Note: Economic connectedness measures "the share of high socioeconomic status (SES) friends among individuals with low socioeconomic status" using measures such as neighborhood income and educational attainment. A higher value represents higher levels of economic connectedness. According to several studies, economic connectedness is "among the strongest predictors of upward income mobility identified to date... If children with low-SES parents were to grow up in counties with economic connectedness comparable to that of the average child with high-SES parents, their incomes in adulthood would increase by 20% on average." Chetty et al. Social Capital I: Measurement and Associations with Economic Mobility. Data rely on U.S. Census Bureau 5-year ACS income data (2014–2018) and Facebook data (2022).

Source: Social Capital I: Measurement and Associations with Economic Mobility, Raj Chetty et al, accessed via Nature.com



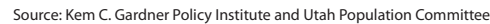
State Cumulative Three-Quarter Real GDP Growth, 2024



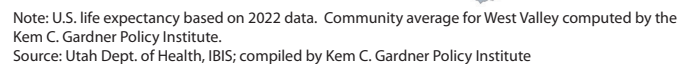
Quarterly Median Sales Price of Single-Family Homes 1970-2024 Q4



Utah Net Migration

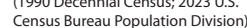


Life Expectancy by Community, 2019–2023



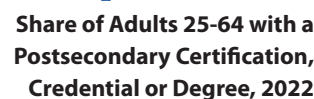
Source: Utah Dept. of Health, IBIS; compiled by Kem C. Gardner Policy Institute

Percent Racial/Ethnic Minority: 1990 and 2023



Poverty Rate, 2021-2023 Average

Source: U.S. Census Bureau



Note: Credentials include industry-recognized certifications and college-level certificates. Degrees are associate, bachelor's, graduate, and professional.
Source: Lumina Foundation

